



as human, for human
PARAMOUNT BED

Qualitas γ

Sophisticated High Quality Medical Bed **Qualias Gamma**

Safe

Active

Efficient

with **High Quality.**

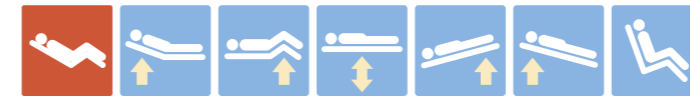


Qualitas γ

Sophisticated High Quality Medical Bed **Qualitas Gamma**

“Feel the Quality of Paramount Bed”

We, Paramount Bed Co., Ltd., are Japan's No.1 bed manufacturer and a leading brand throughout the world because of our “High Quality” beds. We now have a new bed available, the Qualitas γ . We offer Safe, Active and Efficient products with high quality.



Side rails that comply with the IEC 60601-2-52 safety standard.

Safe

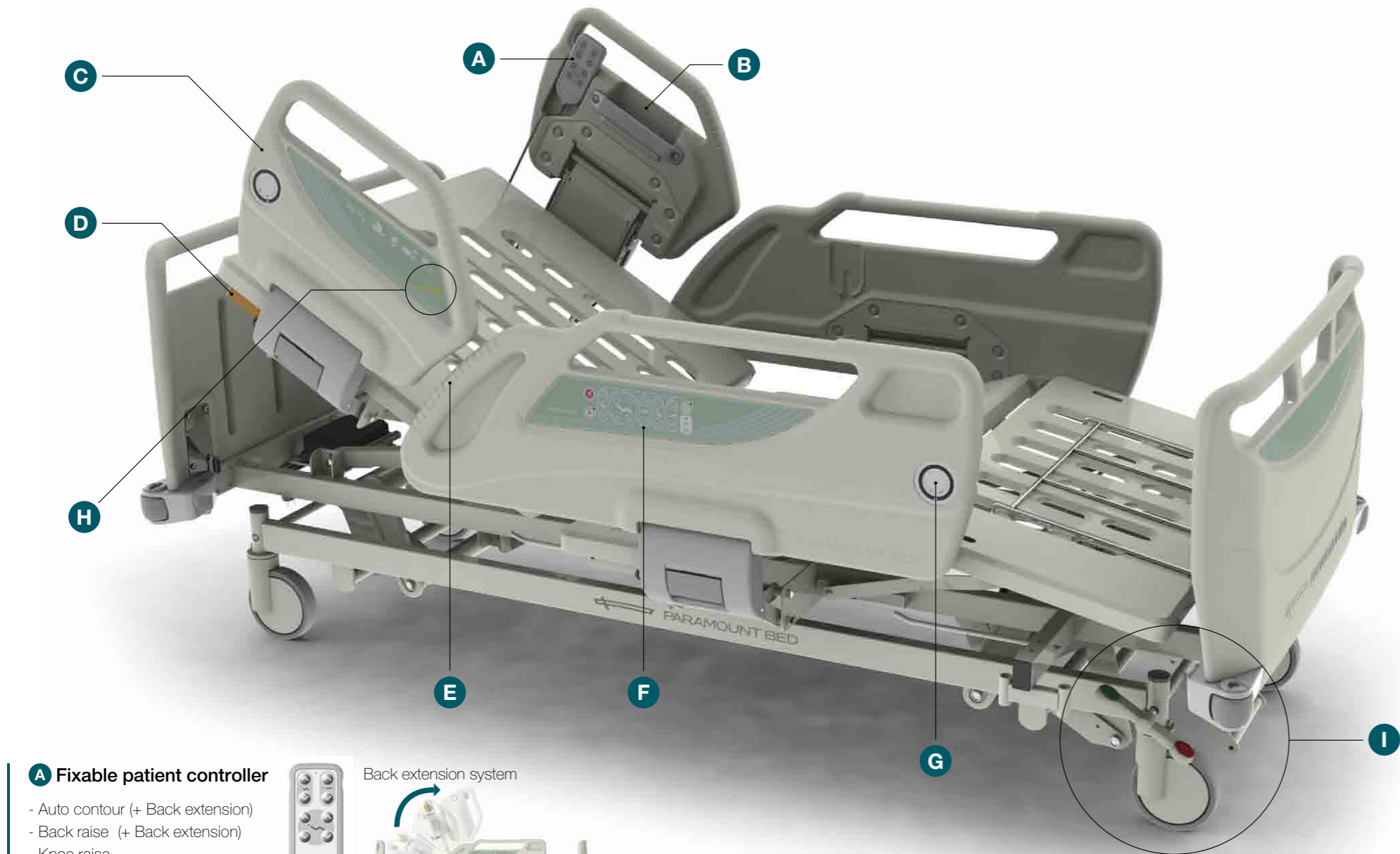
Stand assist bar with ergonomic grips

Integrated, dual-sided nurse panel

Active

Efficient

with **High Quality.**



A Fixable patient controller

- Auto contour (+ Back extension)
- Back raise (+ Back extension)
- Knee raise
- Hi-lo adjustment



B Accessory case

Personal belongings (ex.: cell phone, eyeglasses, etc.) can be stored in the accessory case attached to the dual-side rail.



D Manual CPR lever

There is a manual CPR lever available for the back rest to use in case of emergency. The CPR lever is accessible from the dual-head side.



C Safety-design side rails with shock absorber and Zero sliding gap feature

The side rails comply with the IEC-60601-2-52 safety standard. Each side rail is equipped with a shock absorber that works to cushion shocks produced when the rail is pulled down. The gaps between the head board and each side rail and between side rails themselves are example narrow to ensure enhanced patient safety. In addition, there is zero sliding gap between the side rails and the base of the mattress.


E Ergonomic grips

The specially designed side rails are very easy to grasp onto, making the ergonomic grips useful in a wide variety of patient care situations.



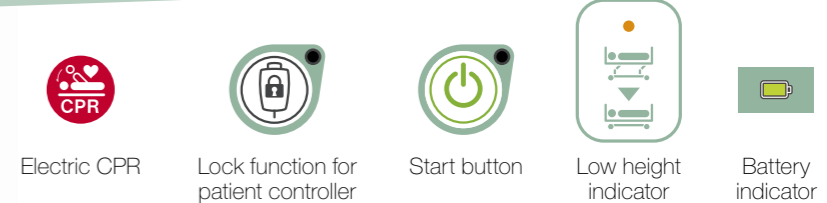
H 30 degree angle indicator

The "Greater than 30 degrees" mantra is very important to follow to prevent patients from contracting ventilator-assisted pneumonia (VAP), which makes the 30 degree angle indicator a good reference tool for caregivers to use to check the angle of inclination of the head with a single glance.



F Integrated, dual-sided nurse control panel

The integrated, dual-sided nurse control panel system shortens the distance between the caregiver and the patient, which enables caregivers to work even more efficiently.



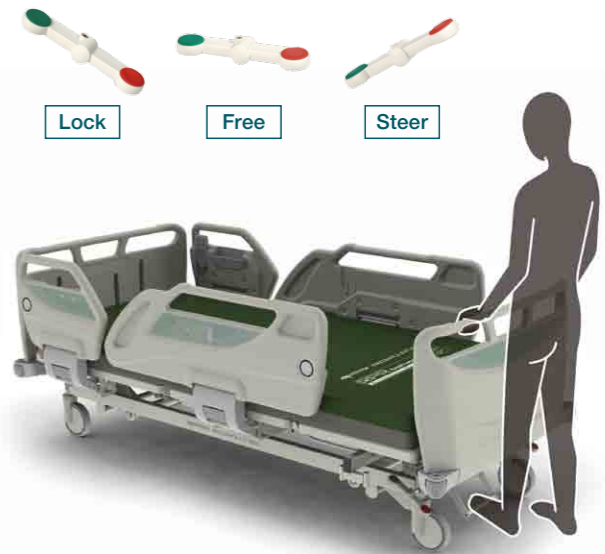
G Dual angle indicators

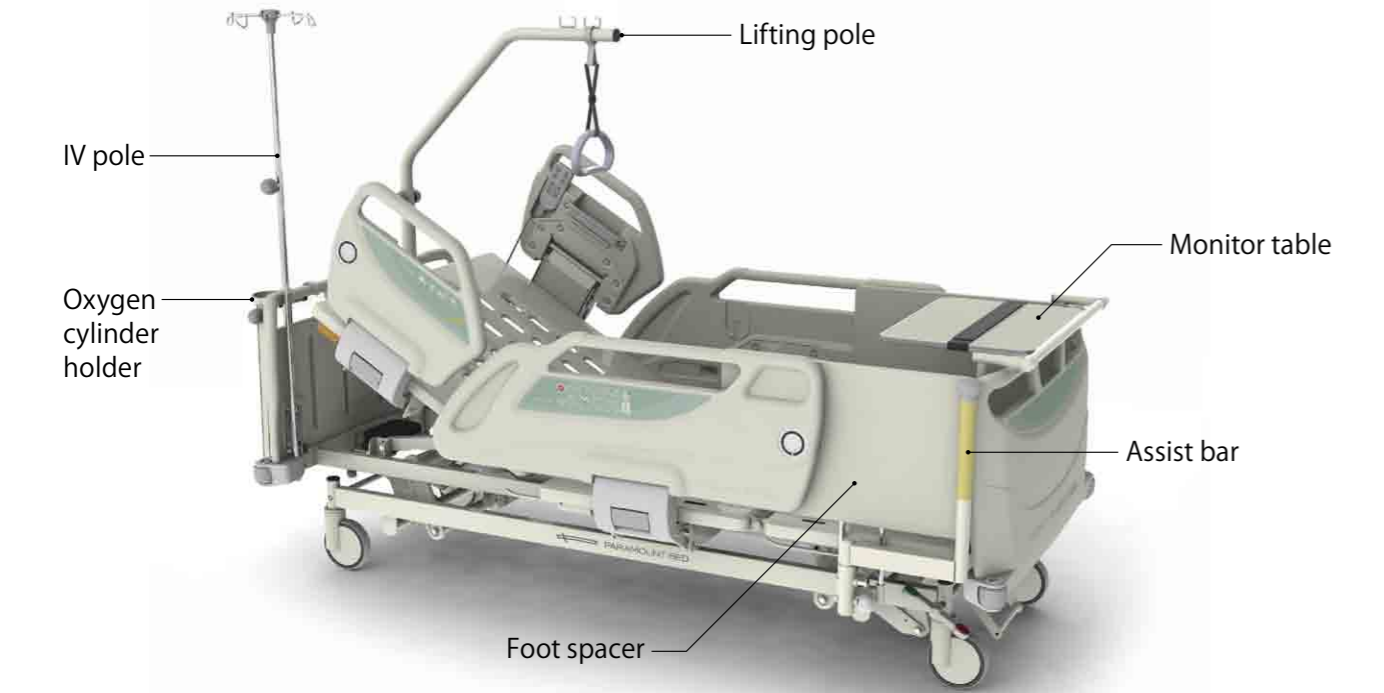
When the back rest is up and placed in the Trendelenburg/ Reverse Trendelenburg position, you can check the angle of inclination using the angle indicators located on each side of the bed.



I Total Locking System with central pedal (One of the casters is anti-static)

The 150-mm-diameter single-wheel casters can be fully locked in place by stepping on the seesaw pedal or central pedal located at the foot of the bed. Stepping down on the green pedal will enable steering mode.





■ Standing Assist Bar

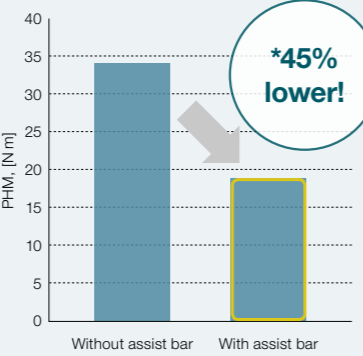


Benefits for both patients and caregivers

1. Assists with caregiver's work
Load on caregiver



2. Enables patients to stand up more safely
Poor balance when standing




■ Swinging structure

The standing assist bar can be stored away as shown below.

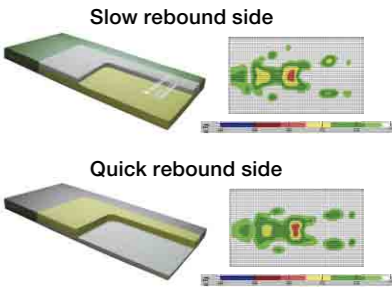


*Compared to that for existing Paramount Bed products.

■ Reversible Pressure Reduction Mattress



- 1. **Pressure reduction mattress**
Double-layer system, which consists of slow rebound & quick rebound urethane foams enables this mattress to be "Reversible Pressure Reduction" mattress.
- 2. **Choice of two sides**
(Quick rebound or Slow rebound surface)
- 3. **Special cover with MRSA antibacterial treatment, fire retardant and waterproof**



■ Standard mattress



■ Bed side table



■ Bed side cabinet



■ Traction frame set



Technical Specifications

		Qualitas γ (Gamma)
Back Raise		0-70°
Knee Raise		0-25°
Trendelenburg/Reverse Trendelenburg		0±12°
Mattress base height		395-725 mm
Hi-Low range		330 mm
Mattress size	Width	910 mm
	Length	1910 mm or 2000 mm
Overall width		1060 mm
Overall length	Without extension	2190 mm
	With 1st extension sleep deck	2300 mm
	With 2nd extension sleep deck	2410 mm
Safe working load		240 kg
Caster size		150 mm

Standard Features

- Back raise
- Knee raise
- Hi-lo adjustment
- 395mm low height
- Trendelenburg
- Reverse Trendelenburg
- Back extension system
- Auto-contour
- Fixable patient controller
- Integrated dual-sided nurse control panel
- Electric CPR function
- One button cardiac chair
- Battery indicator
- Low height indicator
- Lock function for the patient controller
- Start button for preventing unintentional use
- Manual CPR lever at head of bed
- PE plastic split side rail
- PE plastic H/F board with stopper
- Ergonomic grips on side rails
- Shock absorbers for the side rails
- 496-mm effective side rail height (from the base of the mattress to the top of the side rail)
- Zero sliding gap
- Dual angle indicators
- 30 degree angle indicator
- 150-mm single wheel caster
- Anti-static caster
- Complete locking system with extra brake pedal
- Leg angle adjustment
- Roller bumper
- Pressed steel mattress base
- Accessory rails (In 4 locations)
- Battery
- Extendable frame

Additional Accessories

- Foot spacer with storage
- 2nd extension mattress
- Lifting pole
- Oxygen cylinder holder
- Traction frame set
- Assist bar
- Monitor table
- IV pole

The use of other bed features does not affect the parameters listed above. The manufacturer reserves the right to make technical changes at any time.





*Specifications and designs are subject to change without notice.

Local Distributor

PARAMOUNT BED CO., LTD.

Head Office: 14-5 Higashisuna 2-chome, Koto-ku, Tokyo 136-8670, Japan
Tel: +81-3-3648-2961 Fax: +81-3-3648-2420
<http://www.paramount.co.jp/english/>